


Harlem Renaissance Artist Study



This project will consist of two parts. The first part will be an independent artist study to be completed in your sketchbook. The second part of the project will be a collaborative piece, in which you will be put into groups and create an artwork inspired by the Harlem Renaissance artists.

STEPS FOR THE HARLEM RENAISSANCE STUDY:

1. Go to the History Channel's website and search Harlem Renaissance
 - <https://www.history.com/topics/roaring-twenties/harlem-renaissance>
 - Find an artist that inspires you and intrigues you to learn more

**** It can be any artist from the Harlem Renaissance ****
 - Using a double blank page in your sketchbook (left & right side are clean), write the name of the artist you are going to be studying (**FIRST & LAST**)
 - Include important information you learn about the artist
 - Important Dates
 - What type of art they were famous for
 - Where they are from
 - Style of art they are known for

CONTINUE TO NEXT PAGE


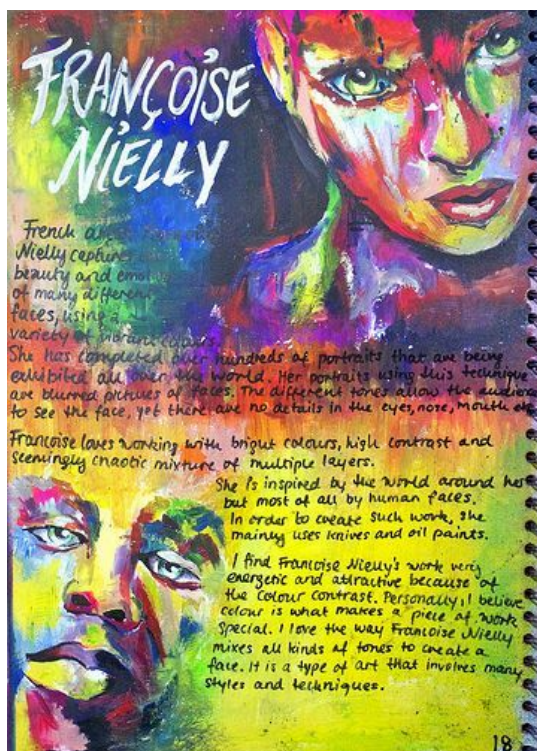
Harlem Renaissance Artist Study



- Illustrations

- Sketch some of the artworks your artist created
- Sketch any type of visual aid that will create the spread to look colorful and creative
-

***** You will be graded on creativity and your sketchbook being filled with information and illustrations. You need to do research, take your time on this assignment, and be creative. *****



Harlem Renaissance Artist Study