

Negative & Positive Abstraction


Mrs. Mendola
Sketchbook Exercises



In your sketchbook make 2 medium rectangles and sketch this chalice inside those rectangles, as best as you can

**** DO NOT COLOR THEM ****


Make a list next to your first sketch of everything you see in this image



Inside the rectangle on the right,
shade in the space AROUND the
chalice with your pencil

Make a list of everything you see
next to your second sketch

Are they both the
same or are they
different?



What is
allowing us
to see these
things that
aren't really
there?


**POSITIVE +
NEGATIVE SPACE**

POSITIVE SPACE

- Main focus of an Image

NEGATIVE SPACE

- Background of an Image



Ta

What letters do
you see in this
image?



What images are
shown in the
POSITIVE SPACE?

What images are
shown in the
NEGATIVE SPACE?

Sketchbook Assignment:

- Choose a large object to draw from observation
 - Plant, lamp on a table, chair
 - Something recognizable with fun shapes but NOT simple like a TV or laptop
- Sketch the object lightly and large enough to fit an entire sketchbook page
 - Only sketch the contour of the object -
**NO DETAILS ARE NEEDED

Sketchbook Assignment Cont'd:

- Once your entire sketch is completed, shade the NEGATIVE space with your pencil
 - NEATLY
 - In ONE direction

**Your object that you drew should be white while everything else is a blackish-gray color

Sketchbook Assignment Examples:

